

GoTab



getting started

GWK10

HELLO!



Congratulations on your new GoTab Keyboard! There's so many great things you can do with it & we hope you love using it! This guide aims to get you started and show you where to get help.



TECHNICAL SUPPORT

Hopefully you'll find GoTab Keyboard straightforward to use, but if you've got a problem **please contact our Tech Support Team first** so we can help.



WEBSITE

www.my-go.co/support



EMAIL

support@my-go.co



PHONE *

UK 033 0223 2931

ROI 0615 13428

Mon-Fri 8am-4pm. Call charges apply



HEALTH & SAFETY

Please read the Health & Safety instructions and get advice for using your GoTab Keyboard at

www.my-go.co/en/safety

A

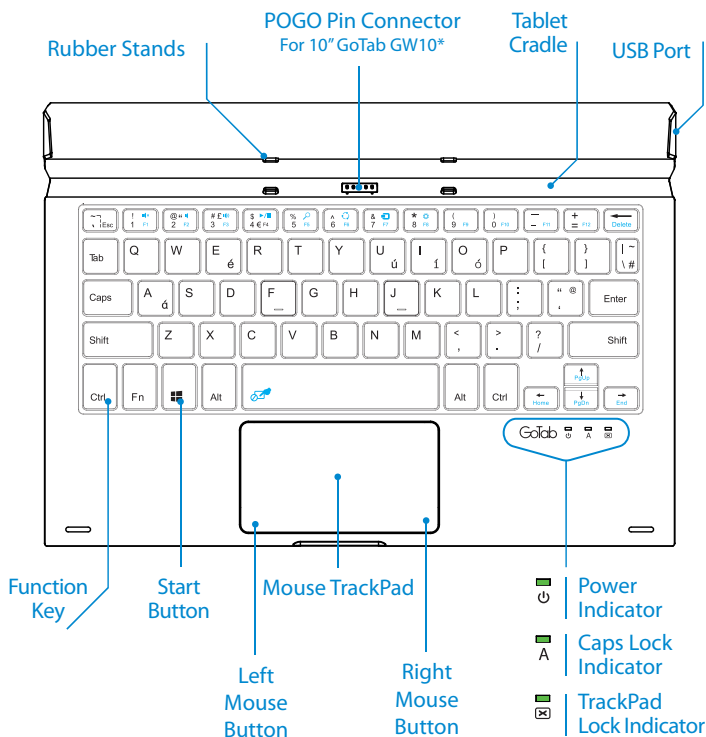
SETUP

- ▶ Before Docking the Keyboard with your GoTab GW10 (**for the first time only**), please first turn on your GoTab and allow Windows to load and show the main start screen/desktop.
- ▶ Then simply place the GoTab into the keyboard cradle, making sure that the metallic POGO pins align on both keyboard and bottom edge of the GoTab.
- ▶ Windows will automatically detect the keyboard and begin to set it up. Please don't undock the GoTab until this has finished. A popup window will notify you once its complete. That's it!

There's no need to pair or sync the keyboard. It also doesn't need charging as it draws power from your GoTab. *It will slightly reduce the battery time of your GoTab, but only a tiny amount.*



OVERVIEW





START SCREEN

Use your GoTab like a Tablet or like a PC. **Tablet mode** makes Windows easier and more intuitive to use with a touchscreen. **PC Mode** provides users with a more traditional PC desktop experience including the familiar Start Menu, File Explorer and Desktop.

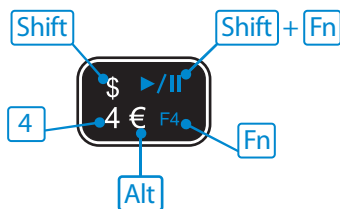
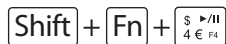
To turn tablet mode off/on Select Action Centre on the taskbar (or swipe in from the right edge of the screen), then toggle Tablet Mode off/on.



FUNCTION HOTKEYS

The Function Hotkeys let you quickly do tasks, helping you work more efficiently.

To use the Hotkeys please use these combinations of key presses (all at the same time). For example to Play/Pause a film, press



- Turn off audio
- Reduce Volume
- Increase Volume
- Play / Pause
- Search
- Share
- Connect Devices
- Settings (CONTROL PANEL)
- Page Up
- Page Down
- Go Home/Top
- Go to End/Bottom
- Disable Trackpad



USB PORT

You can insert a USB Flash drive, USB Mouse or various other peripherals into the USB 2.0 Port for convenience. You may need to load the relevant drivers- please refer to the manufacturers instructions, and not all may be compatible.

Notice

My Go Ltd ("My Go") reserves the right to revise this publication or to change its contents without notice. Information contained herein is for reference only and does not constitute a commitment on the part of the manufacturer or any subsequent vendor. Screens simulated, subject to change. My Go assumes no responsibility or liability for any errors or inaccuracies that may appear in this publication, nor are they in anyway responsible for any loss or damage resulting from the use (or misuse) of this publication. This publication may not, in whole or in part, be reproduced, translated, transmitted or reduced to any machine readable form without prior consent from the vendor, manufacturer or creators of this publication, except for copies kept by the user for reference purposes. Brand and product names mentioned in this publication may or may not be copyrights and/or registered trademarks of their respective companies. They are mentioned for identification purposes only and are not intended as an endorsement of that product or its manufacturer. Microsoft, Windows are registered trademarks of Microsoft Corporation in the United States and/or other countries. Microsoft product images reprinted with permission from Microsoft Corporation. Other company, product, or service names may be trademarks or service marks of others. GoTab is a registered trademark of My Go Ltd.

Information

Please read all Health and Safety notices, Terms & Conditions and Privacy Policy at www.my-go.co

*My Go Ltd is not liable for any data loss. Always keep a backup of your data.

*Battery Life is dependent on usage and other factors.

*Specification & Firmware subject without notice.

* Calls charged at local rate. Calls from mobiles may be higher. Service offered Monday - Friday, 8am - 4pm.

Small children Your device and its accessories are not toys. They may contain small parts. Keep them out of the reach of small children.

Guarantee Exclusions

My Go Ltd, "Go" shall not be liable to replace/repair the goods where:

- 1 The fault has been caused or is attributable to accidental use, misuse, negligent use or used contrary to the manufacturer's recommendations or where the fault has been caused by power surges, water damages or damage caused in transit.
- 2 GoTab is used on an electrical supply other than an authorised power adaptor.
- 3 Repairs have been attempted by unauthorised dealers.
- 4 Where device has been used for hire purposes/non-domestic use.
- 5 Go are not liable to carry out any type of maintenance work.
- 6 Smashed or cracked Touchscreens or LCD displays are not covered by this Guarantee, and all repairs will be chargeable.

This guarantee does not confer any rights other than those expressly set out above and does not cover any claims for consequential loss or damage.

This guarantee is offered as an additional benefit and does not affect your statutory rights as a consumer. Go products are intended for consumer use only. Go has a policy of continuous improvement in product quality and design and therefore, product specifications are subject to change.

WEEE Disposal

After the implementation of the European Directive 2002/96/EU in the national legal system, the following applies: Electrical and electronic devices may not be disposed of with domestic waste.

Consumers are obliged by law to return electrical and electronic devices at the end of their service lives to the public collecting points set up for this purpose or point of sale. Details to this are defined by the national law of the respective country. This symbol on the product, the instruction manual or the package indicates that a product is subject to these regulations. By recycling, reusing the materials or other forms of utilising old devices, you are making an important contribution to protecting our environment.





Guarantee Card



Your GoTab includes a limited
12 Month 'Return to Base' Guarantee
Terms and exclusions apply

Register your Guarantee at
www.my-go.co/support

Your GoTab Keyboard's details

Your model
number

Your serial
number